

# School Profile: Marquette Elementary School

## Introduction

Marquette is a grade 3-5 school paired with Lapham, where our students attend grades 4K-2. Marquette is proud to be a strong partner with our two neighborhoods. We are a small school of 220 students, so we are able to know our students and families well. Together with families, we strive for the success of the whole child, focusing on strong academics while also attending to student social emotional and behavioral success. Our families have always been strong partners with the Marquette staff, as in-school and at-home supports for students and as part of our Arts Nights, Marquette Mile, and other school and community events. The Marquette staff is excited to bring student learning into the 21st century with incorporation of technology into instruction and collaborative learning.



## Strengths

Marquette staff truly believes that every child is the focus of every staff member, and implements strong instructional practices and positive behavioral support to ensure that each child succeeds. Marquette is a school with strongly collaborative instructional teams, planning together, providing leveled instruction and integrating instruction across content areas.

## Progress


We are focused on enhancing our team practice, implementation of gradual release of responsibility, Zones of Regulation, technology for learning and family communication. We were pleased to meet many of our SIP proficiency and growth goals for the year. Many staff chose Educator Effectiveness Student Learning Objectives focusing on striving learners, adding intervention methods to their practice specifically targeting the needs of particular groups of learners. Data has become a central piece of our instructional decision making, and teacher teams have routinely used progress monitoring charts to ensure that all students' growth is recognized and addressed.

## Areas for Growth

Marquette chose to be an early adopter of math curriculum this year. This will meld well with our focus on our instructional teams and the instructional practice of gradual release of responsibility. We are expanding our incorporation of technology into instruction in advance of receiving student devices. We will continue to enhance our universal practices of positive behavioral support, while enhancing our communication with families about our SIP practices and curriculum.

## Vision Connection

Our school supports MMSD's vision that all students acquire the skills and abilities needed to be successful, including a mastery of content areas, growth mindset, self-knowledge, creativity, wellness, interpersonal skills, confidence, cultural competence and community connection. Through these skills and abilities, our students will graduate college, career and community ready.



**School Principal:** Pam Wilson

**Address:** 1501 Jenifer St.

**Phone:** 608-204-3220

**E-mail:** [marquette@madison.k12.wi.us](mailto:marquette@madison.k12.wi.us)



# Marquette Elementary

2015-2016 Data Profile

**Address** 1501 Jenifer St  
**Principal** Pamela Wilson  
**Phone** (608)204-3220  
**4K** No  
**Title I** No

**Developmental Bilingual Education** No  
**Dual Language Immersion** No  
**SAGE** No  
**Attendance Rate** 95.4%  
**Total Enrollment** 213

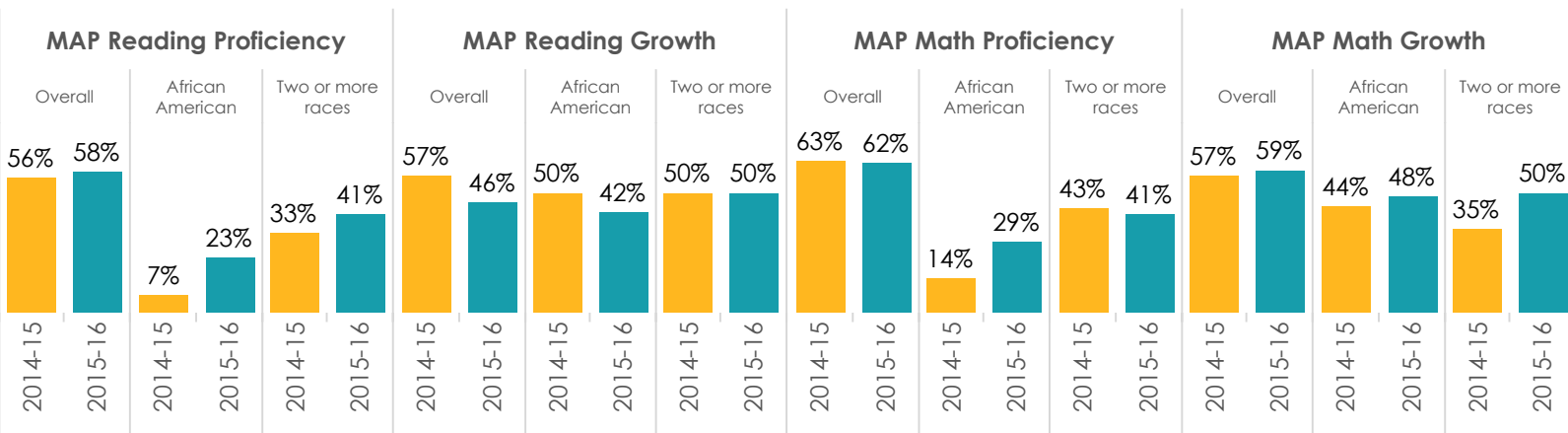
## Demographics



**ELL** 18%  
**Low-Income** 36%  
**Special Education** 24%

## Strategic Framework Goal #1 Milestones: On-Track to Graduate

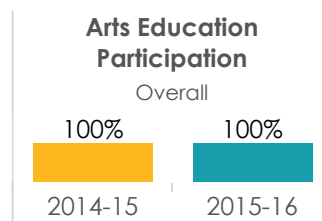
Each bar shows the percent of students meeting the relevant metric overall and for the focus groups the school selected on their School Improvement Plan (SIP, when applicable).



MAP includes Grades 3-5. MAP Growth is based on the percent of students meeting typical Fall to Spring growth targets.

## Strategic Framework Goal #2 Milestones: Challenging and Well-Rounded Education

The table below shows the percent of students meeting the relevant metric.



Participation rates are based on transcribed courses.

## Strategic Framework Goal #3 Milestones: Positive Climate

The table below shows the percent of responses within each dimension and group that were positive.

